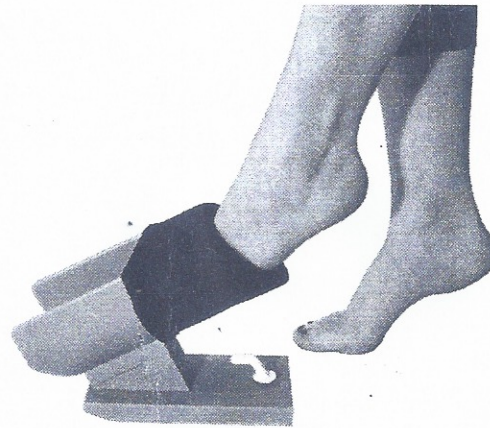


32041

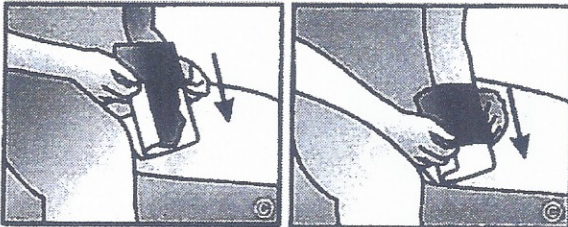
KINSMAN ENTERPRISES



Assemble the two Easy-On Sock Aid components by sliding them together. Make sure the end with the keyhole shaped slot is the side that is raised up higher. Once joined together, the structure will be secure and stable, with no need for disassembly unless packing Easy-On Sock Aid for travel purposes.

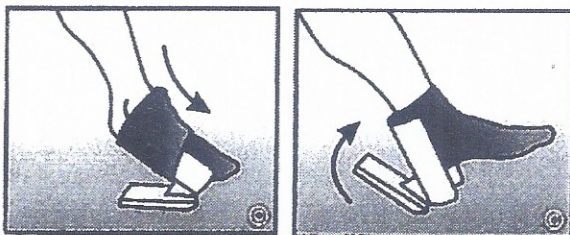
Easy On Sock Aid™

Hold assembled sock aid between thighs, assuring that the end with the keyhole shaped slot is pointing upwards. Place the sock in the hollow of the easy on Sock Aid. The heel of the sock should lie upon the slot and with the toe of the sock pointing downwards.



Place both thumbs in the opening of the sock and turn it downwards onto the tube of the sock aid. Pull it down as far as possible, the sock will be inside out and opened up. Place hand in the sock and make sure the heel is in the correct position for entry.

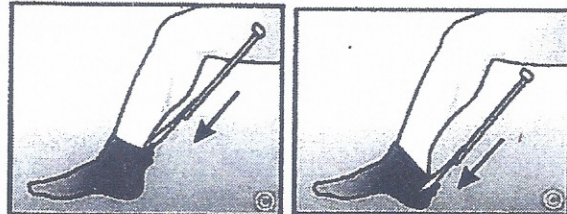
Place the sock aid on the floor. Position your toes with the foot straight over the open sock and push it into the sock. Push gently and the foot should slide inot the sock as far as it can go. Adjust the Easy-On Sock Aid in the upright position (rubber facing down) and push your foot in the sock. Treading your heel down with he toes upwards should put your sock on in the desirable position.



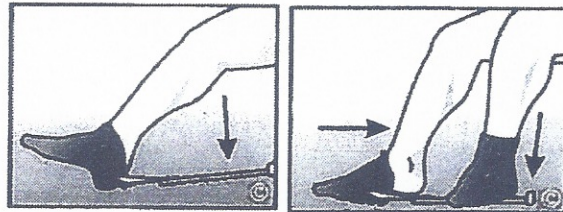
Easy Off Sock Aid™

The recessed portion of the handle and the hollow portion of the Easy Off should be facing upward when assembling. Assemble the two components by sliding them together.

Grasp the Easy Off Sock Aid in your hand placing your thumb in the handle wedge, insert the hollow portion of the aid beneath the sock welt with the edges being on the outside of the sock. Push downward toward your heel which will tread the sock fully on the the Easy Off Sock Aid.



To pull your sock completely off, drop the handle on the floor and hold it with your other foot, while you are pulling your foot out of the sock.



Your sock will remain held by the Easy Off. By stepping on the recessed portion of the handle, your sock will be raised to allow for easy removal.

