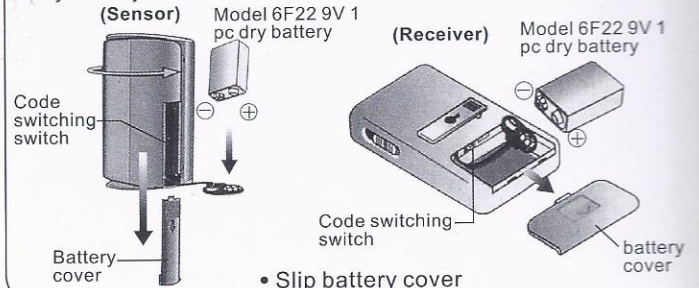


Operating instruction

Battery installation

- As is shown in the picture, take covers of receiver and sensor and then correctly install battery according to specification supplied. Cover the cover.

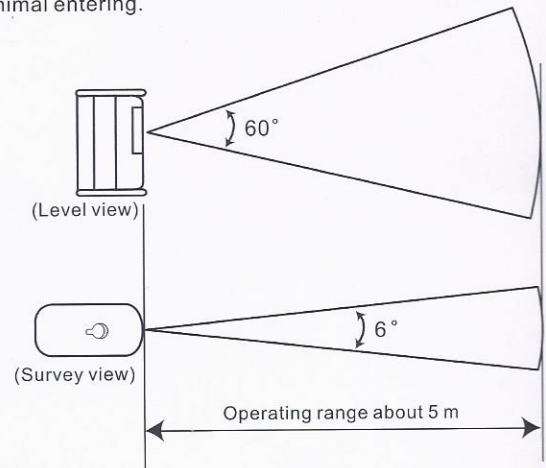
Dry battery installation



- Slip battery cover

Operating range

- See the following picture, the sensor will alert when people or animal entering.

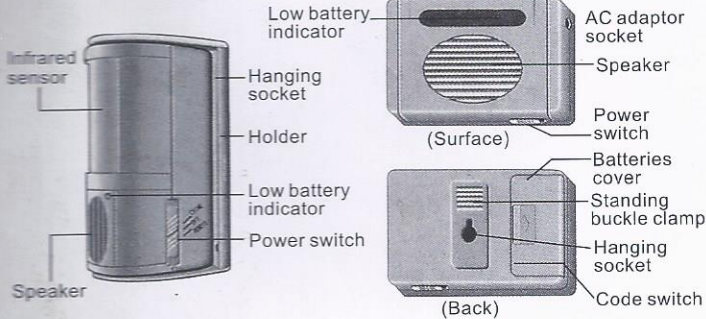


Specification

Battery	Receiver: Model 006 9V 1pc dry battery Sensor: Model 006 9V 1pc dry battery
Life of battery	Receiver: ten times one day /about 60 days (alkalines dry battery) Sensor: ten times one day /about 90 days (alkalines dry battery)

[Motion Sensor]

[Receiver]



WANDER ALARM™

Motion Detector

Easy to Install and Use
Sending Unit Can be
mounted with screws
or Velcro Tape

This product is not for
use in life threatening
or safety situations

Installation instruction

- Check the code(1,2,3 at the battery case) receiver and transmitter must be the same.
- The transmitter and receiver require about 30 seconds after power is on.
- When the transmitter button is on "chime" the transmitter will not send signal to the receiver
- When the transmitter button is on "remote". The transmitter sends the signal to receiver.
- The transmitter and receiver will not ring at the same time.

MADE IN CHINA

Product #3939

FCC ID GEKWPP-1
GEKWPP-R